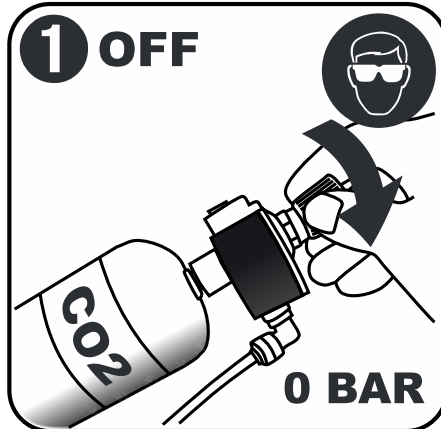


borg & overström


Ensure you read the label on the Sparkling Refill cylinder before fitting or removing the cylinder.

CO₂ E290

CARBON DIOXIDE N° CE 204-696-9



To remove and dispose of a spent cylinder: Close the regulator by turning the knob anti-clockwise by hand.




Grip the regulator by the metal shaft in one hand and the cylinder in the other hand. Rotate the regulator anti-clockwise. **BEWARE OF ESCAPING GAS UNDER PRESSURE!**



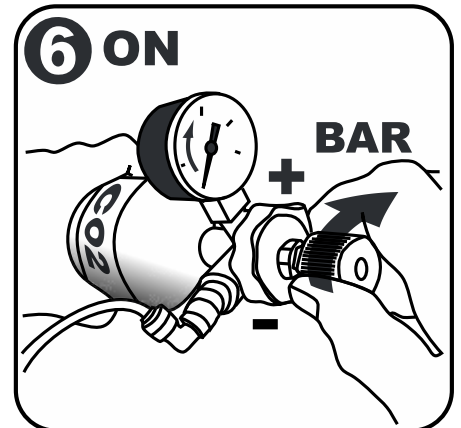
Dispose of the cylinder in accordance with local regulations. In the interests of the environment the empty cylinder is non-hazardous and can be recycled. Otherwise dispose of as general waste.



To fit a sparkling refill cylinder: Remove the protective cover cap from the top of the cylinder.



Screw on the regulator (right hand thread) by hand without over tightening. Rotate the regulator clockwise. **BEWARE OF ESCAPING GAS UNDER PRESSURE!**



Adjust the quantity of CO₂ using the regulator knob. We recommend between 3.5 - 5 bar. Do not exceed 5 bar pressure.

Cylinder under pressure

Caution do not use spanners or wrench

Screw the pressure regulating valve to the cylinder by hand only without over tightening.

