

# F4 – LaCimbali S15

## Area prep guide

Page 1 of 4  
Date version 15.08.2023




### Pre-install considerations

- F4 LaCimbali S15 requires a 600 mm or deeper counter top for machine to sit on.
- Leave at least 200 mm of free space above the machine to allow the hoppers to be filled.
- Ensure there is undercounter space available, as detailed on following pages.
- Power and other requirements may differ by configuration. Consult icons on each setup.

### Icons explained

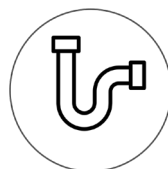
Look out for the below icons on the following pages that detail install requirements per setup.



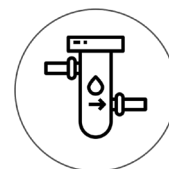
Plugs required, and if they need to go above or below counter.



Water fitting type as well as required pressure range.



Waste options and requirements for the setup.



Filters required for the machine (installed undercounter).

# F4 – LaCimbali S15

## Area prep guide

Page 2 of 4  
Date version 15.08.2023

### F4 with countertop fridge



2 x plugs required above the counter



Requires 1 x CC38 filter installed undercounter



3/4" BSP with a pressure range of 2.5 - 6 bar



1 1/2" upstand or sink spigot for waste

**The depth of this configuration is 605 mm**

### Undercounter space required

Allow space for the **scale management filter** to be installed in a cupboard underneath the machine. The filter unit dimensions are:

**130 x 130 x 600 mm**

# F4 – LaCimbali S15

## Area prep guide

Page 3 of 4  
Date version 15.08.2023

### F4 with undercounter fridge



2 x plugs required, with at least 1 being under the counter



Requires 1 x CC38 filter installed undercounter



$\frac{3}{4}$ " BSP with a pressure range of 2.5 - 6 bar



1  $\frac{1}{2}$ " upstand or sink spigot for waste

**The depth of this configuration is 605 mm**

### Undercounter space required



The **undercounter fridge** unit will need adequate space allowances under the worktop. Total dimensions for the unit are:

**195 x 500 x 435 mm**

Allow space for the **scale management filter** to be installed in a cupboard underneath the machine. The filter unit dimensions are:

**130 x 130 x 600 mm**

# F4 – LaCimbali S15

## Area prep guide

Page 4 of 4  
Date version 15.08.2023

### Countertop drill guide

