

T3 – Zip Classic Plus Tap

Area prep guide

Page 1 of 3
Date version 27.07.2023




Pre-install considerations

- T3 Zip Classic Plus Tap requires minimal space above the countertop.
- Can be fitted over an existing sink, or with a purpose built font.
- Ensure there is undercounter space available, as detailed on following pages.
- Power and other requirements may differ by configuration. Consult icons on each setup.

Icons explained

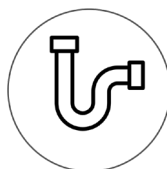
Look out for the below icons on the following pages that detail install requirements per setup.



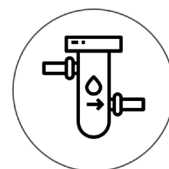
Plugs required, and if they need to go above or below counter.



Water fitting type as well as required pressure range.



Waste options and requirements for the setup.



Filters required for the machine (installed undercounter).

T3 – Zip Classic Plus Tap

Possible configurations

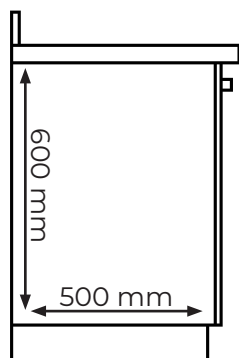
Page 2 of 3
Date version 27.07.2023

T3 mounted over sink



- 1 x plug required under the counter
- Requires 1 x CC38 filter installed under counter
- 3/4" BSP with a pressure range of 2.5 - 6 bar
- 1 1/2" upstand or sink spigot for waste

Undercounter space required



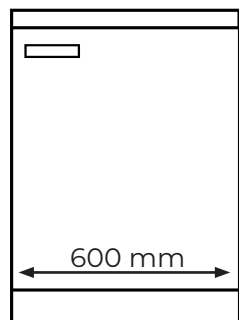
Minimum space for **all equipment** and a **scale management filter** under the counter is a 600 mm kitchen unit, with a minimum height of 600 mm.

The filter unit dimensions are:

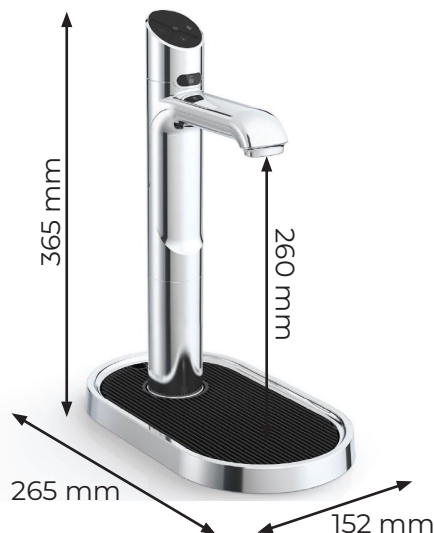
130 x 600 x 130 mm

Zip undercounter unit max dimensions:

500 x 373 x 520 mm

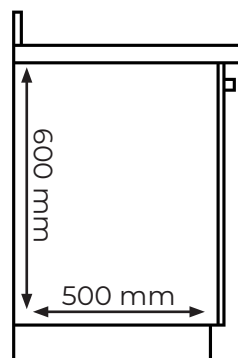


T3 mounted on riser & font



- 1 x plug required under the counter
- Requires 1 x CC38 filter installed under counter
- 3/4" BSP with a pressure range of 2.5 - 6 bar
- 1 1/2" upstand or sink spigot for waste

Undercounter space required



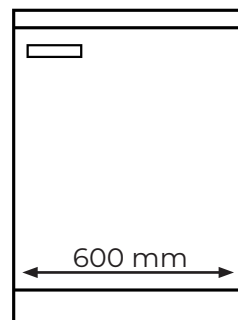
Minimum space for **all equipment** and a **scale management filter** under the counter is a 600 mm kitchen unit, with the full height allowance (no drawer).

The filter unit dimensions are:

130 x 600 x 130 mm

Zip undercounter unit max dimensions:

500 x 373 x 520 mm

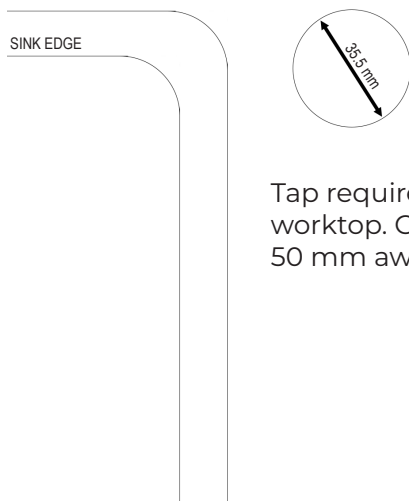


T3 – Zip Classic Plus Tap

Essential details

Page 3 of 3
Date version 27.07.2023

Surface drill guide for tap (sink mount - no font)



Tap requires 35.5 mm diameter hole in worktop. Centre to be a **maximum** of 50 mm away from sink edge.

Surface cut guide for font (raised mount)

