




Pre-install considerations

- F3 Egro Qube requires a 600 mm deep counter top for machine to sit on.
- Leave at least 200 mm of free space above the machine to allow the hoppers to be filled.
- Ensure there is undercounter space available, as detailed on following pages.
- Power and other requirements may differ by configuration. Consult icons on each setup.

Icons explained

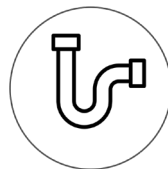
Look out for the below icons on the following pages that detail install requirements per setup.



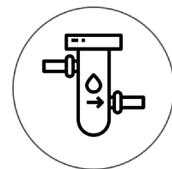
Plugs required, and if they need to go above or below counter.



Water fitting type as well as required pressure range.



Waste options and requirements for the setup.




Filters required for the machine (installed undercounter).

F3 – Egro Qube

Area prep guide

Page 2 of 2
Date version 17.07.2023

F3 with Fridge 3



2 x plug required above the counter



Requires 1 x CC38 filter installed under counter



3/4" BSP with a pressure range of 2.5 - 6 bar



Not available with connected waste drain.

Undercounter space required

Allow space for the **scale management filter** to be installed in a cupboard underneath the machine. The filter unit dimensions are:

130 x 130 x 600 mm