

T5 – Billi Quadra Plus Tap

Area prep guide

Page 1 of 3
Date version 17.07.2023




Pre-install considerations

- T5 Billi Quadra Tap requires minimal space above the countertop.
- Can be fitted over an existing sink, or with a purpose built font.
- Ensure there is undercounter space available, as detailed on following pages.
- Power and other requirements may differ by configuration. Consult icons on each setup.

Icons explained

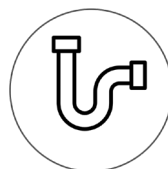
Look out for the below icons on the following pages that detail install requirements per setup.



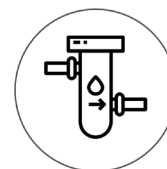
Plugs required, and if they need to go above or below counter.



Water fitting type as well as required pressure range.



Waste options and requirements for the setup.



Filters required for the machine (installed undercounter).

T5 – Billi Quadra Plus Tap

Possible configurations

Page 2 of 3
Date version 17.07.2023

T5 mounted over sink



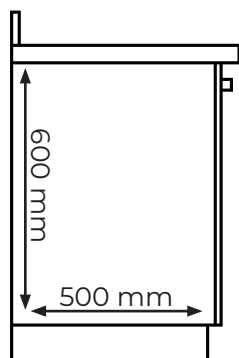
- 1 x plug required under the counter (13 amp for the Plus 9 or 20 amp double pole for Plus 15)
- 2 x ¾" BSP with a pressure range of 2.5 - 6 bar
- Requires 1 x CC38 filter installed under counter
- 1 ½" upstand or sink spigot for waste

T5 mounted on font



- 1 x plug required under the counter (13 amp for the Plus 9 or 20 amp double pole for Plus 15)
- 2 x ¾" BSP with a pressure range of 2.5 - 6 bar
- Requires 1 x CC38 filter installed under counter
- 1 ½" upstand or sink spigot for waste

Undercounter space required



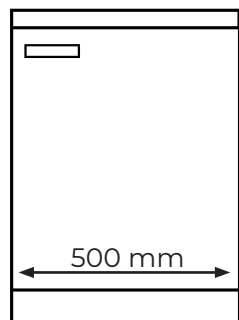
Minimum space for **all equipment** and a **scale management filter** under the counter is a 500 mm kitchen unit, with a minimum height of 600 mm.

The filter unit dimensions are:

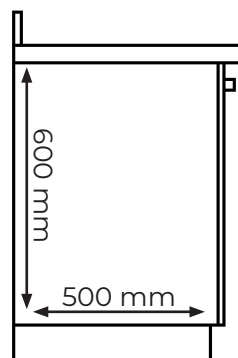
130 x 130 x 600 mm

Quadra Plus 9 & 15 undercounter unit max dimensions:

315 x 340 465 mm



Undercounter space required



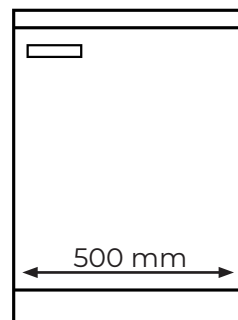
Minimum space for **all equipment** and a **scale management filter** under the counter is a 500 mm kitchen unit, with the full height allowance (no drawer).

The filter unit dimensions are:

130 x 130 x 600 mm

Quadra Plus 9 & 15 undercounter unit max dimensions:

315 x 340 465 mm



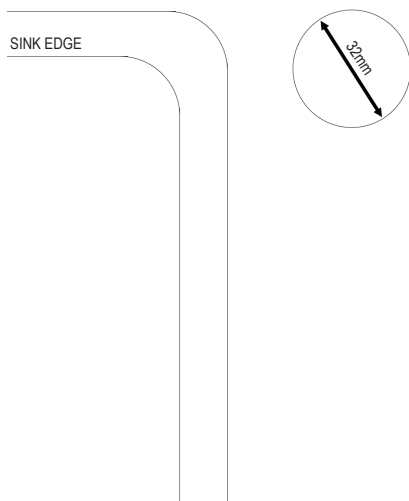
T5 – Billi Quadra Plus Tap

Essential details

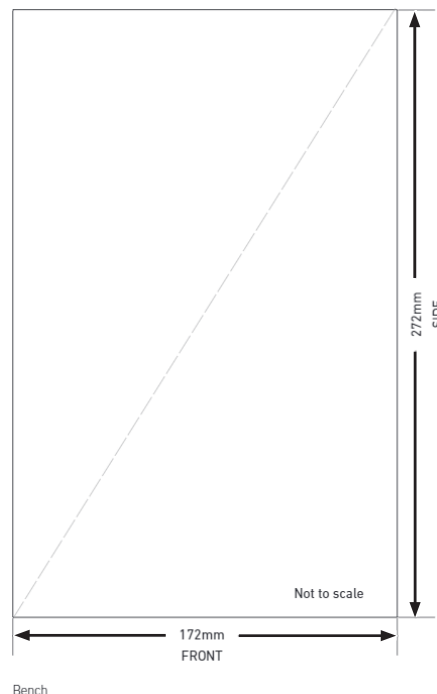
Page 3 of 3
Date version 17.07.2023

Surface drill guide for tap (sink mount - no font)

Tap requires 32 mm diameter hole in work top. Centre to be a **maximum** of 60 mm away from sink edge.



Surface cut guide for font (proud mount)



Empty cupboard space required



Undercounter units installed

